



**JEEP<sup>®</sup> NEW COMPASS**  
**Dec '25**

## ALTITUDE



### e-Hybrid

#### EXTERIOR & STYLE

- LED Headlamps
- Metallic paint
- 18" Alloy wheels with Summer Tyre
- Gloss Black Mirror Caps
- Exterior mirror courtesy lamps
- Molded in colour body lowers (360° protection)

#### INTERIOR & COMFORT

- Cloth & vinyl seats
- Automatic High/Low-beam Headlamps
- Power folding heated mirrors
- Heated seats
- Heated steering wheel
- Auto-dimming mirror
- Passive entry/Keyless Go
- Auto A/C 2-zones
- Ambient light monochromatic

#### TECHNOLOGY & SAFETY

- Radio 16" / Cluster 10,25"
- Front/Rear parking sensors
- Selec-Terrain
- USB A+C Type
- Wireless CP/AA
- Navigation system
- Forward collision warning
- TBM and Connected Services
- Adaptive cruise control
- Lane Positioning Assist
- Automatic Emergency Braking
- Level 2 Autonomous Driving
- Fix and Go tyre repair kit

#### FULL ELECTRIC VERSIONS SPECIFIC FEATURES

- 19" Alloy wheels with Summer Tyres
- Pre-conditioning Auto Air Conditioning
- Mode 3 charging cable

## FIRST EDITION



### Altitude plus:

### e-Hybrid

#### EXTERIOR & STYLE

- LED matrix headlamps
- Metallic paint
- 18" Alloy wheels with Summer Tyre
- 7-slot illuminated grill
- Privacy glass
- Front fog lights

#### INTERIOR & COMFORT

- Windshield de-icer
- Ambient light w/ colour personalization

#### TECHNOLOGY & SAFETY

- Rearview Camera
- Handsfree power liftgate
- Wireless charger

#### FULL ELECTRIC VERSIONS SPECIFIC FEATURES

- 20" Alloy wheels with Summer tyres
- Pre-conditioning Auto Air Conditioning
- Mode 3 charging cable
- Mode 2 charging cable
- Heat pump

Manufacturer suggested retail price VAT included starting from December/2025								
Type of engine	Powertrain	Combined emissions of CO <sub>2</sub> in g/km	Combined consumption	Price Breakdown	EV RANGE [km/miles]	EV RANGE CITY [km/miles]	ALTITUDE	FIRST EDITION
e-Hybrid	1.2 145hp DCT6 FWD	128 - 129	5,7 l/100km	Retail Price <sup>1</sup> P11D <sup>2</sup> Basic Price <sup>3</sup> MVS Code	-	-	£34,520 £33,925 £27,605.00 465.1NS.0	£35,720 £35,125 £28,605.00 465.1QS.0.CZX
Full-Electric	74 kWh 213hp FWD	-	18,9 kWh/100km*	Retail Price <sup>1</sup> P11D <sup>2</sup> Basic Price <sup>3</sup> MVS Code	458/285*	TBD	£36,999 £36,934 £30,029.17 434.1NC.0	£39,200 £39,135 £31,863.33 434.1QC.0.CZX




\* PRE-HOMOLOGATION FIGURES




			ALTITUDE	FIRST EDITION
CODE		PRICE (inc VAT)		
Y8I	<b>CONVENIENCE PACK FIRST EDITION</b> - 360° Camera - Wrong pedal prevention - Lateral parking sensors - Active line change assist	£700	-	○
CJ9	<b>CONVENIENCE PACK ALTITUDE</b> - 360° Camera - Wrong pedal prevention - Lateral parking sensors - Handfree power liftgate - Wireless charger - Active line change assist - Fog lights	£1,200	○	-
CJU	<b>ADAS PACK</b> - Predictive Adaptive Cruise Control - Rear cross-traffic alert - Active lane change - Semi-automated lane change - Head-up display	£1,500	○	○
J6P	<b>PREMIUM PACK FIRST EDITION</b> - Premium audio system - Full vinyl seats - Driver and passenger 8-way powered seat - Ventilated seats (driver + passenger) - Massaging seats (driver + passenger) - Gloss black painted lowers	£1,500	-	○
CJY	<b>PREMIUM PACK ALTITUDE</b> - Premium audio system - Dual-pane sunroof - Ambient lighting with colour personalisation	£1,700	○	-
KJ5	<b>DUAL PANE SUNROOF</b>	£1,200	-	○





	1.2 145HP E6.e-bis DCT6 FWD	74 KWH 213HP E6.e-bis 500KM FWD
TECHNICAL SPECIFICATION ENGINE		
Displacement	1199	-
Cylinder	3	-
Thermal Engine – Max. Power [Kw/HP]	100/136	-
e-Motor – Max Power [Kw/HP]	21/28	157/213
System – Max Power [kW/HP]	106/145	157/213
Torque ICE [Nm/rpm]	230	-
Torque e-Motor [Nm/rpm]	50	345
TRANSMISSION		
Gearbox	eDCT6	RGM
Traction system	FWD	FWD
BATTERY		
Battery capacity [kWh]	0,9	74
Fastest Possible Charge [h – ‘]	-	31m @ 160 kW
PERFORMANCE		
Acceleration 0–100 [sec]	10,0	8,5
Top Speed [km/h/mph]	195/121	180/111
CONSUMPTION		
Fuel consumption [L/100km] Combined	5,7	-
Energy consumption (kWh/100km) WLTP Combined	-	18,9
EMISSIONS & RANGE		
CO <sub>2</sub> Emission [g/km] WLTP Combined	128-129	-
Pure electric WLTP city range [km]	-	NA
Pure electric WLTP range [Km/Miles]	-	458/285
DIMENSIONS		
Lenght [mm]	4552	4552
Width with folded mirrors [mm]	1928	1928
Height at roof rails [mm]	1675	1675
Height at roof panel [mm]	1652	1652
Wheelbase [mm]	2795	2795
Approach angle	20	20
Departure angle	26	26
Break over angle	15	15
Ground clearance [mm]	200	200
Water fording [mm]	408	470
Mass Running Order [kg]	1667	2198
Towing capacity technical + SAE [kg]	1150 (TBD)	1000 (TBD)

Fuel consumption **New Jeep, Compass e-Hybrid** (l/100km): 5,7; CO<sub>2</sub> emission (g/km): 128-129 (TBD). Values defined according to the WLTP combined cycle. Values updated as of 31<sup>st</sup> May 2025, and indicated for comparative purposes. Actual values of fuel consumption & CO<sub>2</sub> emissions may be different and vary depending on driving conditions and various factors. Energy consumption **New Jeep, Compass Full Electric** (kWh/100km): 18,9; CO<sub>2</sub> emission (g/km): 0; EV Range Combined (km): 458 (TBD). Values defined according to the WLTP combined cycle. Values updated as of 14th November 2025, and indicated for comparative purposes. Actual values of fuel consumption, energy consumption CO<sub>2</sub> emissions, EV Range may be different and vary depending on driving conditions and various factors.

		ALTITUDE with body-coloured roof	ALTITUDE with black roof	FIRST EDITION with body-coloured roof	FIRST EDITION with black roof
	HAWAII	STANDARD £ 0	Optional £1,200	STANDARD 0 €	Optional £1,200
	PACIFIC	Optional £800	Optional £1,200	Optional £800	Optional £1,200
	YOSEMITE	Optional £800	Optional £1,200	Optional £800	Optional £1,200
	VULCANO	Optional £800	–	Optional £800	–
	ANTARCTICA	Optional £800	Optional £1,200	Optional £800	Optional £1,200
	AMAZONIA	Optional £800	Optional £1,200	Optional £800	Optional £1,200

		ALTITUDE		FIRST EDITION	
		e-Hybrid	Full Electric	e-Hybrid	Full Electric
	<b>18" ALLOY WHEELS</b> <b>- PAINTED GLOSSY GREY</b> <b>225/60 R18 A+ CLASS</b>	S	-	S	-
	<b>19" ALLOY WHEELS</b> <b>- PAINTED MATT BLACK MACHINED</b> <b>235/55 R19 SUMMER A+ CLASS</b>	-	S	-	-
	<b>20" ALLOY WHEELS</b> <b>- PAINTED BLACK MACHINED</b> <b>235/50 R20 A+ CLASS</b>	-	-	-	S

	ALTITUDE	FIRST EDITION
 <p><b>GREY SCUBA VINYL, ANTHRACITE MATRIX FABRIC, GREY STITCHING, HEATED, MANUAL REGULATION</b></p>	<b>S</b>	<b>S</b>
 <p><b>GREY &amp; BLACK SCUBA VINYL, "GOLDRAKE" INSERT STYLE WITH PERFORATION, GREY STITCHING, JEEP® EMBOSS, VENTILATED AND MASSAGING</b></p>	<b>–</b>	<b>Optional (within the Premium Pack First Edition)</b>



CONNECT  
ONE



**SOS/HELP CALL**

Enables you to contact the public emergency services for medical support.



**ROADSIDE ASSISTANCE**

Calling for help or assistance. Automatic localization avoids having to give directions to the operator in an emergency.



**CUSTOMER CARE**

Contact the call center for questions or doubts about the vehicle. Instant answers for any doubts.



**OVER THE AIR UPDATES**

Update the Software of the in-vehicle systems by Over The Air. Software updates are available for the Infotainment, the Apps and the Telematic Box. When the updates are available a message is displayed on the Infotainment. If the Customer postpone the update a message will be shown on status bar info area.



**E-CONTROL**

Remotely manage the vehicle charging, monitor the battery level, schedule the recharging and set the climate control.



**DIGITAL KEY**

Use the smartphone to unlock your car remotely, start the car and drive away or share virtual keys via SMS

CONNECT  
PLUS



**REMOTE OPERATIONS**

Interact and send commands to the vehicle (e.g. lock or unlock the doors, turn on the headlights) even when owner is not in the nearby.



**LIVE WEATHER/  
TRAFFIC/SPEEDCAM**

Updates about traffic, weather and speed cameras directly available on the Infotainment system during the navigation.



**CHARGING STATION/  
FUEL FINDER**

Find a public Charging station where you can recharge the batteries of your electric and hybrid vehicle or Find a Fuel station.



**POI SEARCH**

Find a Position of Interest (POI) like Restaurants, Museums, Hospitals, Stadiums, Shopping centers, etc directly on the mobile app.



**MAPS UPDATE OVER  
THE AIR**

Vehicle maps are always up to date through embedded connectivity.



**ON STREET PARKING**

Helps you to find a parking place «on the street». When searching an address or POI, it indicates a level of probability of success in finding a free parking slot on the Infotainment system.



**SEND & GO**

Find a location on the mobile app and send the destination directly on the navigation system.



**GEOFENCING  
(PASSIVE MODE)**

The passive mode is for all the engine type: when there is a Low emission zone a new map content become visible on the infotainment system to identify and alert the customer about it. Feature available only on board.



**NATURAL VOICE  
RECOGNITION**

Lets you control various functions inside your car without leaving your hands off the steering wheel and your eyes from road. Functions that can be done are: for instance the choice of own profile, air-conditioning settings, radio, telephone, etc.



This brochure is a publication of FCA. All product illustrations and specifications are based upon current information at the time of publication approval. FCA reserves the right to make changes from time to time, without notice or obligation, in prices, specifications, colours, materials, and to change or discontinue models, which are considered necessary to the purpose of product improvement or for reasons of design and or marketing. The images are purely indicative.

Jeep, is a registered trademark of FCA US LLC.