



## SAHARA



### Petrol

#### EXTERIOR & STYLE

- 18" Aluminium Machined Face Painted Baltic Gray
- Rock Rails
- Body colour fender flares
- Body colour 3-piece Hard Top
- Full LED lights
- Deep tint sunscreen glass
- New 7-slot front grille

#### INTERIOR

- Premium heavy duty Leather/Vinyl seats with Mayan stitching stitching
- Heated front seats and steering wheel
- Power 8-way adj. front seats
- Power 4-way driver lumbar adj. Seat
- Dual zone automatic Air Conditioning
- 9-speaker Alpine Audio System
- Keyless Go button & Passive Entry
- 12.3" NAV radio
- 7" TFT cluster

#### COMFORT & CONVENIENCE

- Rear back-up camera
- Front & Rear parking sensors
- Gorilla Glass
- Security Alarm
- Smoker's Group

#### SAFETY

- ACC with Stop
- Forward collision warning
- Blind spot detection with rear cross path
- Full speed FWD collision warning
- Side curtain airbags

## RUBICON



### Petrol

#### EXTERIOR & STYLE

- 17" Aluminium Painted Pocket mid-gloss Machined Face
- Rock Rails
- Black fender flares
- Black 3-piece hard top
- Full LED lights
- Deep tint sunscreen glass
- New 7-slot front grille

#### INTERIOR

- Vinyl seats with Nappa leather inserts
- Heated front seats and steering wheel
- Power 8-way adj. front seats
- Power 4-way driver lumbar adj. Seat
- Dual zone automatic Air Conditioning
- 9-speaker Alpine Audio System
- Keyless Go button & Passive Entry
- 12.3" NAV radio
- 7" TFT cluster

#### COMFORT & CONVENIENCE

- Rear back-up camera
- Front & Rear parking sensors
- Electronic sway bar disconnect
- Gorilla glass
- Security alarm
- Smoker's Group

#### SAFETY

- ACC with Stop
- Forward collision warning
- Blind spot detection with rear cross path
- Full speed FWD collision warning
- Side curtain airbags

Manufacturer suggested retail price VAT included starting from 01/04/2024						
Type of engine	Powertrain	Combined emissions of CO2 in g/km	Combined consumption in l/100km	Price Breakdown	SAHARA	RUBICON
Petrol	2.0L TC GME ESS	4 doors: 250 (Sahara)* - 269 (Rubicon)*	4 doors: 10.4 (Rubicon)* - 11.4 (Sahara)*	<b>Retail Price<sup>1</sup></b> P11D <sup>2</sup> Basic Price <sup>3</sup> MVS Code	<b>£61,125</b> £58,730 £48,192.50 685.A24.6	<b>£63,125</b> £60,325 £49,521.67 685.G34.6

\*Pre-homologation data

<sup>1</sup>Retail Price is basic price plus DTR (on the road) including VAT, VED, delivery to retailer, number plates and first registration fee.









<sup>2</sup>P11D Price is basic price, including VAT, plus number plates and delivery charge. It does not include the car's first registration fee.





<sup>3</sup>Basic Price is for a standard vehicle without any additional optional equipment and is exclusive of VAT and DTR charges.



			SAHARA	RUBICON
COD	PACK / OPTION	PRICE		
CWA	ALL WEATHER FLOOR MATS	£120	●	●
STJ	SKY ONE-TOUCH POWER TOP	£2,500	●	●
MHW	MOPAR SUNRIDER FLIPTOP	£750	●	●
MFD	MOPAR SATIN BLACK GRILLE	£150	●	●
TYH	LT255/75R17C ALL-TERRAIN TYRES	£240		●
TPQ	255/70R18 ALL-TERRAIN TYRES	£240	●	
WFE	17" MACHINED WHEELS W/ BLACK POCKETS	£400		●
WPD	18" MACHINED FACE PAINTED BALTIC GRAY	£400	●	
CT9	MOPAR WINDSHIELD TIE DOWN	£150	●	●

	4 DOORS 2.0L TC GME ESS SAHARA	4 DOORS 2.0L TC GME ESS RUBICON
Chassis	Body on frame	Body on frame
Transmission type	8-speed ATX 4WD	8-speed ATX 4WD
Traction system	4WD	4WD
Transfer Case	Selec-Trac® Full Time 2.72:1	RockTrac® Full Time 4:1
Length (mm)	4,882	4,882
Width (mm)	1,894	1,894
Height with hard top (mm)	1,838	1,848
Height with soft top (mm)	1,891	1,901
Wheelbase (mm)	3,008	3,008
Steering Angle: inner/outer wheel	41° / 34.4°	41° / 34.4°
Turning diameter (m)	12.28	12.28
Steering turns (lock to lock)	3.24	3.24
Approach / Departure / Break over angle	35.4° / 30.7° / 20.0°	36° / 31.4° / 20.8°
Max ground clearance (mm)	242	252
Trail rating	8	9
Water Fording (mm/kmph)	762/8	762/8
Seating capacity	5	5
Front brakes	Vented disc 330x28mm	Vented disc 330x28mm
Rear brakes	Vented disc 345x22mm	Vented disc 345x22mm
Front axle	Dana M186 LD Axle Open	Dana M210 HD Axle Locking
Rear axle	Dana M200 HD Axle LS Dana M220 HD Axle Locking	Dana M220 HD Axle Locking
Emission compliance	Euro 6d-Final	Euro 6d-Final
Fuel	Gasoline	Gasoline
Maximum power (HP/kW/rpm)	272 / 200 / 5250	272 / 200 / 5250
Maximum torque (Nm/rpm)	400 / 3000	400 / 3000
Emission CO2 (g/km) combined	250*	269*
Electric range (mi) combined	-	-
Electric range (mi) city	-	-
Fuel consumption (L/100km) combined	10.4* (27.2 mpg)	11.4* (24.8 mpg)
Performance (0-62 MPH) (sec)	7.6	7.6
Top Speed (MPH)	112	99
Cargo volume behind 2nd row (l)	533	533
Total cargo volume behind 1st row up to the roof (l)	2,050	2,050
Fuel tank capacity (l)	81	81

Fuel consumption Jeep® Wrangler Petrol (l/100 km): 10,4 – 11,4; CO2 emission (g/km): 250-269, according to EU Directive 1999/94.Type approval values determined according to the WLTP combined cycle. The values indicated are for comparative purposes.

		SAHARA with hard top	RUBICON with hard top
	EARL CLEAR COAT	Not Available	Optional £965
	SILVER ZYNITH	Not Available	Optional £965
	HYDRO BLUE PEARL COAT	Optional £965	Optional £965
	GRANITE CRYSTAL METALLIC CLEAR COAT	Not Available	Optional £965
	ANVIL CLEAR COAT	Not Available	Optional £965
	FIRECRACKER RED CLEAR COAT	Optional £965	Optional £965
	BRIGHT WHITE CLEAR COAT	Standard	Standard
	BLACK CLEAR COAT	Optional £965	Optional £965

		TYPE	SAHARA	RUBICON
	17" ALUMINIUM MACHINED WHEELS WITH BLACK POCKETS	MT (M+S marking)	Not Available	Optional £400
		A/T (M+S marking) Winter tyre	Not Available	Optional £640
	17" ALUMINIUM PAINTED POCKET MID-GLOSS MACHINED FACE - WITH BLUE PAD	MT (M+S marking)	Not Available	Standard
		A/T (M+S marking) Winter tyre	Not Available	Optional £240
	18" ALUMINIUM MACHINED FACE PAINTED BALTIC GRAY	MT (M+S marking)	Standard	Not Available
		A/T (M+S marking) Winter tyre	Optional £240	Not Available
	18" ALUMINIUM MACHINED FACE PAINTED BALTIC GRAY	MT (M+S marking)	Optional £400	Not Available
		A/T (M+S marking) Winter tyre	Optional £640	Not Available

		SAHARA	RUBICON
	POWER ADJUSTABLE MCKINLEY TRIMMED SEATS LEATHER/VINYL	Standard	Not Available
	POWER ADJUSTABLE NAPPA LEATHER SEATS	Not Available	Standard





### MY ASSISTANT

To receive alerts and assistance in the event of an accident or breakdown concerning your Jeep.



### MY REMOTE

To find and control your Jeep, at all times and everywhere.



### MY CAR

To monitor and take care of your Jeep.



### MY NAVIGATION\*

To receive real-time information on traffic conditions, weather and speed cameras along your route.



### MY WI-FI\*\*\*

Surf the Internet and connect multiple devices to your Jeep, at the same time.



### MY ALERT\*\*\*

To receive help and assistance in the event of theft and recovery of your Jeep.



### MY FLEET MANAGER\*\*\*

Solution for managing your fleet ensuring absolute control over the activities, service status, maintenance and assistance.



Download Jeep, mobile app or go to the official Jeep, website to take advantage of all services.

\* Only available on Radio Uconnect Navi.  
\*\*\* Optional services.



## **7" INSTRUMENT CLUSTER**

### **CUSTOMISED CONNECTION**

The instrument cluster is equipped with an available 7" thin-film transistor LED display. This allows information to be configured in more than 100 ways, including current media being played, tyre pressure or digital speed readout.



## **8- SPEED AUTOMATIC TRANSMISSION**

The 2.0 liter gasoline engine works perfectly with the TorqueFlite 8-speed automatic transmission, which guarantees performance, reduced shifting times and maximum efficiency to reduce fuel consumption.



## **UCONNECT™ NAV INFOTAINMENT SYSTEM**

The new Wrangler Sahara introduces the new generation 12.3" touchscreen Uconnect™ NAV infotainment system, which integrates a full navigation system and the ultimate level of mobile connectivity thanks to Apple CarPlay® and Android Auto™ functions.



**JOIN JEEP WAVE®.  
A WORLD OF BENEFITS AWAITS YOU.**

By purchasing a Jeep® brand car, you will automatically be enrolled in the Jeep Wave®, a premium loyalty program designed to offer the best services

**DEDICATED CUSTOMER CARE**

You can count on 24/7 roadside assistance, as well as the exclusive Jeep Customer Care service, available from 9am to 6pm. Where our team of expertly trained agents will be able to answer any questions and get you back on the road.



**EXCLUSIVE BENEFITS**

Jeep Wave® gives you access to a variety of unmissable opportunities. When you join the program, you not only enter a world of unbeatable offers, but also become eligible to attend exclusive events hosted by Jeep® and our partners.

This brochure is a publication of FCA. All product illustrations and specifications are based upon current information at the time of publication approval. FCA reserves the right to make changes from time to time, without notice or obligation, in prices, specifications, colours, materials, and to change or discontinue models, which are considered necessary to the purpose of product improvement or for reasons of design and or marketing. The images are purely indicative.

Jeep® is a registered trademark of FCA US LLC.

WR0701